

Term 1 is over ...long live Term 2!

It's been a very full Term 1 and as classes finished up this last week it was great to hear how much members had enjoyed their experiences and the pleasure that art brings into their lives.

I was lucky enough to attend Felicity Lovett's Life Drawing Workshop and found it a wonderful experience. She is a very natural, friendly and supportive tutor and our model, Derry, was so professional that I soon forgot to be embarrassed by my lack of skill and settled in to enjoy a truly exhilarating session as a first time life drawer.

Other committee members participated in various classes and workshops and the feedback they have been able to provide the committee has reinforced how fortunate we are to have such a wealth of experienced tutors at The Colour Circle. As I write this, our Term 2 classes are filling rapidly, and it's only day 1, so we're expecting a bumper term again.

There will be a new series of one day workshops running this term for absolute beginners, and those returning to art after a long break, so read all about it and be sure to recommend to any friends who would like to venture into the art world but are not sure where to start.

There's exciting news about our planned exhibition coming up in October and we hope that you will all get behind this and start preparing one, two or even three artworks for the exhibition. Our subcommittee is doing a stellar job in organizing the event and we will be keeping you all in the loop as things progress.

Happy Painting!

Lindy Whitton
President



End of term for a happy printmaking class tutored by Denise Hallett

The Colour Circle Inc.

555 Nelson Road,

Mt Nelson,

Tas. 7007

Email: thecolourcircle@gmail.com

Website: thecolourcircleinc.com

Editors

Lindy Whitton and Barbara Etter

Feature Writers

Barbara Etter and Lindy Whitton

Newsletter contributions

The newsletter is a way we keep in touch with all members, to share your stories, celebrate your achievements and keep you updated on changes.

All contributions are gladly received. Just send in via email or drop in the studio mail box.

INSIDE THIS ISSUE

President's report	1
AGM	2
Life membership Award.....	3
Member profile	4
Intro to Art workshops	5
Exhibition Colour Circle.....	6
Clarise Bekket exhibition	7
Book Review.....	8
Artist profile	9
Committee news.....	10
How to sell your art.....	11
Why not try a miniature?.....	12
Tutor profile.....	13
Workshop program term 2.....	14

AGM and Life Membership Award

The 2021 AGM was held at the studio on March 26th. The Executive and Committee were elected as follows:

President: Lindy Whitton

Vice President: Kate Brett

Secretary: Dale Aherne

Treasurer: Karen Stack

General Committee members: Graeme Dazeley, Lynne Brown, Mary Hickey, Tamara Ward, and Kerry Andrews

Our long serving committee member, Wendy Henry, retired and we thank her for her many years of service in keeping our studio stocked with all the essentials so that we always had clean towels and a well stocked kitchen.

Wendy has been a delight to work with on the committee and has made a very valuable contribution to the pleasant and comfortable physical environment of the studio.

Tamara Ward will be taking on this role for the future so please help her out by letting her know if you see supplies running low.

We are delighted to welcome Graeme back to the committee!

There were three goals for this year announced at the AGM:

1. to hold an exhibition in October. You can read more about this on page 7
2. to continue to respond to member feedback re classes and workshops
3. to introduce a series of workshops for the beginner or returning artist – an Introduction to Art series will be launched this term and you can find out more on page 6



Wendy Henry receiving a thank you bouquet of flowers from Karen Stacks garden.



The highlight of the AGM was the presentation of a Life Membership award to Jeanie Edwards.

The other noteworthy announcement was the need to increase the class hourly fees from Term 3 to cover the added cost of Superannuation payments to tutors which is a new financial cost we have to factor into our annual budget. The fees have not increased for some time and will now be \$7 per class/workshop hour. We hope you will understand the need to balance our books and won't find the increase too excessive.

Life Membership Award—Jeanie Edwards

Karen Stack, Chair of the Life membership Sub Committee, summed up Jeanie's service as follows:

"Jeanie joined Colour Circle in 1999. She was a committee member for over 10 years and served in various roles including President for 3 years and acting Treasurer when there was no Treasurer.

Jeanie worked tirelessly in her various roles and was a significant driving force to bringing The Colour Circle into the modern digital era. She was instrumental in organising for the old records to be recorded and archived and helped to revise our Constitution. She also instituted the position of an experienced Business Manager to help with enrolments, payments, and other managerial duties at a time when the tasks were becoming very onerous for the people in a voluntary capacity working on the committee. Without the Business Manager position The Colour Circle may have closed and it was due to Jeanie that we were able to navigate this difficult period and continue to flourish.

Jeanie continues to be involved in classes and painting with friends groups and is a much loved member of The Colour Circle, always ready to mentor others and share her experience and skills"

On accepting the award Jeanie shared a few thoughts on her time with The Colour Circle.



"I just want to say thank you all very much, it really is a great honour to accept Life Membership of our lovely art group The Colour Circle. The Colour Circle means a lot to me – I've made some really good friends (like I'm sure we all have) and that is what the group is about. Our friendships we make often extend beyond even our weekly art class. I've attended excellent classes & workshops over the years and I've also learnt a hell of a lot about art too as I've gone along!

I first joined the year we came to Mt Nelson from Battery Point with my father. He has since passed on but I have continued with my membership. I would now never ever not consider being part of The Colour Circle. It's been such a happy time for me.

My years on the committee were some of the happiest times that I have had here. It was very interesting and enjoyable to help organize our classes, workshops and events, like Exhibitions, that we held during that time.

The group is very lucky to have had and still have such quality teachers since the first one, our founder Rosamond McCulloch as well as others like Richard Bacon, Di Casimaty, Terry Gough, Helen Quilty, Lindy Whitton, Vicki Chapman, Joan Humble and many more. However, I will be here all day if I have to mention all of them. They have all been so generous with their time and their expertise to teach us about art.

Lastly, since I became a member with Dad, I've watched the building changing and growing as well as our membership. This is really exciting and I hope it continues well into the future! So, thank you again everyone – it is a great honour to accept the Life Membership"


We're delighted to welcome Jeanie to the small band of Life Members and it was lovely to see fellow Life Member, Jocelyn Patman, at the AGM to see Jeanie receive her award.

Why I Joined The Colour Circle by John Hardman


Moving into a retirement village has advantages but giving up my studio space was not one of them. Making do with half a wardrobe and the dining table was manageable; but a hassle. Throughout the 2020 lockdown, even taking over the dining table wasn't viable. My infrequent attempts were just mindless dabbling with no real purpose. Not dissimilar to exercise equipment bought late at night, my enthusiasm waned and along with my pastels my motivation gathered dust.

Against this backdrop, with the encouragement of my dear sister and friend, I joined The Colour Circle enrolling in Lindy Whitton's pastel classes.

That I could join with like-minded individuals in classes with focus and purpose was a fantastic opportunity for me to reengage with my art.



Exploring underpainting techniques and colour piqued my interest and led my dabbling into new directions.



While not every attempt ended in smiles, quite a few ended with frustration but overall the process and the classes brought me joy.


The themed classes enabled me to try a range of subject matter along with new techniques.

Learning lessons along the way on the impact that the colour of the paper can have on one's work.



Being provided with the advice, support and the venue offered by The Colour Circle has been a great experience

Thank you Lindy and thank you Colour Circle.



Editor's comment: Thank you John for sharing your experience and this lovely collection of paintings from your classes. It's clear your pastels are pleased to have you back!

Introduction to Art Workshops Term 2 Program

Ever wondered whether you would enjoy a new medium but didn't want to jump right into a class? Well you're not alone, it seems, as I get quite a few queries from new members and people considering joining The Colour Circle asking where would be a good starting point for someone completely new to art or starting again after many years away from art.

In response to this we've decided to run a series of Workshops for the novice and returning artist. During term 2 we'll be featuring the most popular media: Drawing, Watercolour, Oils, Acrylics and Pastels. If the series proves successful we may add other media in the future.




The workshops are designed to:

- introduce the novice (and those returning to art after a long absence) to a specific medium without the need to buy all the materials. Everything needed will be provided.
- provide a comfortable learning environment with people of similar experience levels
- help them decide if it is something they wish to pursue in an ongoing class setting

Each workshop will cover:

- information on the basic materials available that would be suitable for a beginner
- demonstrations by the tutor showing a range of techniques for using the medium
- a series of short exercises to enable students to get a feel for the medium
- one-on-one tutor time for each student



The full program will be advertised on the website on Monday 19th April and bookings will be available via the website from that date. Cost will be \$40 for members and \$50 for non members with a materials fee as noted.

Here's a preview of the program:

Saturday 29th May 930-3pm	Introduction to Drawing with Felicity Lovett	Materials fee \$5
Saturday 5th June 930-3pm	Introduction to Oil Painting with Fiona Verdouw	Materials fee \$15
Saturday 12th June 930-3pm	Introduction to Watercolour Painting with Tony White	Materials fee \$15
Saturday 19th June 930-3pm	Introduction to Acrylic Painting with Lindy Whitton	Materials fee \$15
Saturday 26th June 930-3pm	Introduction to Pastel Painting with Lindy Whitton	Materials fee \$15



Exciting Exhibition news!

MEMBERS EXHIBITION

KALEIDOSCOPE

1ST -2ND and 3RD OCTOBER 2021

at the HUB, Kingston

SAVE THE DATE

Maximum of 3 framed paintings plus 3 mounted unframed
works and up to 10 cards per member

Prizes in all major media categories.

Prize for the best first time exhibitor.

START CREATING NOW

Watch this space.

More information to follow.

Contact person: Dale. Secretary. Mobile: 0418438589



Clarise Beckett exhibition by Sue Ham

I attended a most wonderful exhibition of Clarise Beckett's works in Adelaide over the Easter period- titled 'The Present Moment'. I was so impressed with the narration and presentation by the SA Art Gallery who have a long commitment to shining a light on the work of modern Australian women artists.

The subjects were diverse, despite all being painted in Victoria. As described by the Gallery, Ms Beckett was:

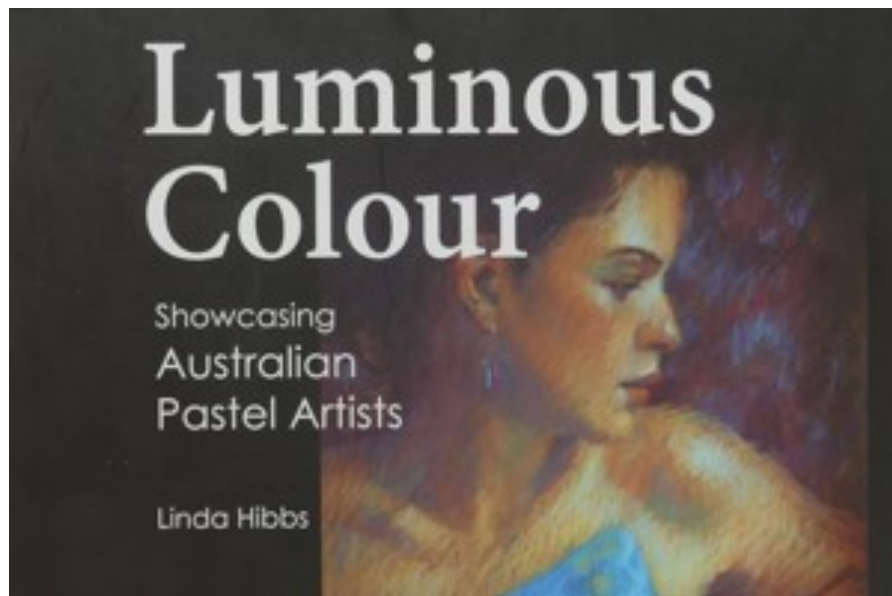
Driven by spiritual impulses beyond worldly success, she was a visionary mystic that saw nature as all powerful. Through veils of natural light she captured the eternal in the temporal. Accordingly, the 130 paintings in 'The present moment' will be thematically displayed around shifts in time that chart the chronology of one single day. The exhibition take visitors on a sensory journey from the first breath of sunrise, through to the hush of sunset and finally return into the enveloping mists of nightfall.

The exhibition has inspired me to consider a different approach in my early attempts with pastels.



L

Book Review by Barbara Etter



“Luminous Colour – Showcasing Australian Pastel Artists” by Linda Hibbs. Indah Creations and Publications 2014

I discovered this amazing book at the biennial Pastel Expo in Caloundra Queensland in 2018 (Sadly, the 2020 expo was cancelled due to Covid 19). The book is a visual feast for us pastelists. It is a compilation of pastel paintings in a myriad of intriguing styles by 50 artists. The Foreword by Liz Haywood Sullivan from the US states:

“Pastel’s appeal is not only in the immediacy of the medium and brilliance of its colour, but also in its seemingly unlimited capacity for creative expression”.

The artwork spans the genres of landscape, portrait, animal and still life. Included in the book are artists I was fortunate enough to observe and to even study under, including Liz Haywood-Sullivan, Ross Paterson, Louise Corke and Lyn Diefenbach.

Linda Hibbs the editor (who bravely self-published the book) provides biographical narratives that provide insights into each artist and to their creative thought processes. At a time when e-books were all the go, Linda states that she wanted a book that you could sit down with in a comfy chair, a cup of tea in hand and physically turn the pages whilst breathing in the paintings.

The book contains a 4 page contribution from well-known Tasmanian artist Leoni Duff, who provided the Miniature Society with a wonderful pastel workshop in Bicheno in 2019. There are some lovely pictures of Patterson Street in Launceston and a scene from Salamanca markets. And a wonderful still life with Leoni’s trademark lace.

The author Linda Hibbs states in the Preface that her inclusion of certain artists came down to achieving a balance between states, subject matter, composition and style (including modern/abstract approaches).

I can’t help but “ooh” and “ah” as I turn the pages of this beautiful and inspiring book. The colour combinations, atmosphere and special effects are incredible, such as the sea shells of Grace Paleg, the Pacific Black Duck of Steve Morvell, the sand dunes of Julie Silvester, the pink roses of Amanda McLean or the ballet shoes of Janet Hayes.

The book is also said to be a visual window into the character of Australia with images of iconic Australian landscapes (such as the Blue Mountains and Rottnest Island) as well as iconic overseas scenery (even more needed these days with our inability to travel abroad!).

The book also provides an introduction to pastels, a useful Glossary and details of Australian and International Pastel societies. A beautiful book for those pastelists who want to consider alternate styles and approaches to their art.

Artist Profile—Vincent van Gogh by Barbara Etter

Vincent van Gogh (1853-1890).

Vincent was a Dutch [post-impressionist](#) painter who posthumously became one of the most famous and influential figures in the history of Western art. In a decade, he created about 2,100 artworks, including around 860 oil paintings most of which date from the last two years of his life. They include [landscapes](#), [still lifes](#), [portraits](#) and [self-portraits](#), and are characterised by bold colours and dramatic, impulsive and expressive [brushwork](#) that contributed to the foundations of modern art. He was not commercially successful, and his suicide at 37 came after years of mental illness, depression and poverty.

Later in life, in 1888, he lived in Arles in Provence in the South of France. Here he produced pictures said to be vibrant with power and cascading with colour. Primary colours, reds, yellow, blues, were squeezed straight from tube to canvas and spread with broad curving brushstrokes. It was a period of astonishing productivity. However, his mind was apparently giving away. In December 1888, as an act of desperation (aggravated by tinnitus), he cut off part of his left ear with a razor he used to threaten Gauguin. (The celebrated *Self-portrait with bandaged ear* is a mirror image). In 1889, he went to a local asylum and in May 1890 put himself into special care near Paris. He shot himself, dying two days later.

Only 4 or 5 of Van Gogh's paintings were sold in his lifetime (hope for us all yet!).

His *Irises* (1890) painting was sold at auction in New York to Australian Alan Bond for \$US53.9 m in November 1987 but later sold at a lower price to the Getty Museum. He is also well known for his paintings of sunflowers.

(Source: *Wikipedia* and *Dictionary of World Biography* by Barry Jones Melbourne 1998)



Self portrait



Irises

Painting with Friends Groups—Reminder

If you are in a Painting with Friends group that plans to continue meeting through the term break please remember to put your \$5 session fee in an envelope with your name and session day on it and then place in the white letter box in the kitchen area. This makes it much easier for Karen, our Treasurer, to keep accurate financial records.

New COVID sign in requirements start 1 May

A big thank you to everyone who is following the COVID protocols for the studio. We appreciate your adherence to the sign in, hand sanitising, social distancing, personal area cleaning and kitchen etiquette. A copy of the protocols are on the notice boards in the studio.

From 1st May the government requires everyone attending the studio to sign in for COVID19 contact tracing purposes using their smart phone by scanning a QR code.

The code can be found on the outside of the entrance door and on the wall near the notice boards. If you don't have a smart phone someone else in the class can sign you in as a guest on their phone. This is the ONLY acceptable sign in method from 1st-May.

You will still need to sign in on the attendance sheet for classes, workshops and groups but this will not be used for contact tracing.

Give away!!!

As part of a clean up in the studio we are getting rid of the old magazines on the bookshelf at the storeroom end of the room. All the bound old editions of artists magazines are up for grabs. If you would like a few volumes to take home just help yourself. They will be removed from the bookshelf at the end of the first week of term and donated to the Tip Shop Resource centre for their Arts program.

You have until May 9th to take any you would like.

How to sell your art By Lindy Whitton



In March we held a very successful evening session hosted by an artists' panel who shared their experiences and insights into opportunities to market and sell artworks.

The panel was made up of local artists Denise Hallett (left), Fiona Verdouw (centre), Lindy Whitton (right) and between them they covered Instagram, personal websites, artist collectives, commissions and global shopping platforms. There was a lot shared in a short time!

Those attending were so enthusiastic during the 15 minutes allotted to Q and A that the session continued a further 45 minutes! They went home with a lot of information that will potentially help them find a way into the art sales market on a personal, local or even global level.

Here are a few of the insights that came out of the session.

It's all about the art!

Don't get so caught up in the marketing that you don't leave enough time to create and grow as an artist. Regular practice and continued experimentation will help your works stay fresh and interesting. Resist the urge to create "popular" art for the sake of sales alone but remain open to changing direction as your sales pattern shows what your clients value in your art.

It's a marathon not a sprint!

Each artist shared their personal journey and each reinforced that marketing and selling art takes commitment and time. Don't expect overnight success and be prepared to put in some hard work at the beginning as you learn about your preferred selling method and how to use social media effectively. Un fun fact—to be successful marketing and selling will take up almost as much time as creating your art!

Engagement is key!

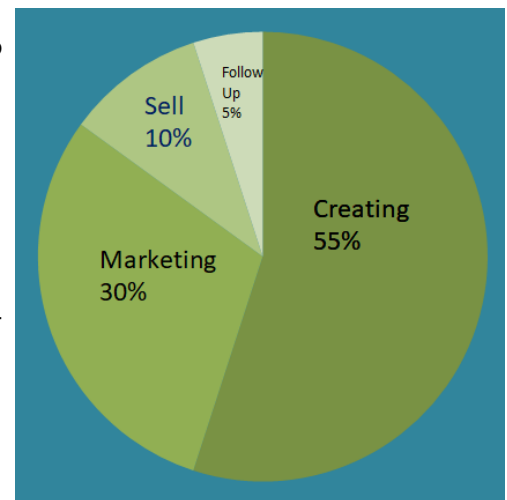
Engaging with potential customers is the most fundamental principle of successful art sales. Be genuine, respond to questions and comments and welcome new subscribers and followers on your social media platforms. Talk to people about your art and what excites you as an artist—at exhibitions, at work, in art classes, or online. Share your creative journey via social media posts, YouTube videos, tutoring and personal conversations.

Focus and be consistent!

Don't try and do everything or you will spread yourself so thin it won't be sustainable. Work out what social media platforms and selling options suit your personal lifestyle and art and then focus on educating yourself about these options and consistently putting into practice what you learn.

The session expanded on these general principle with useful detail and examples of what to expect from an artist collective experience, how to manage commissions, what the online shopping platform Etsy looks like and how to generate sales through it, and how to manage an Instagram account and a personal website to sell your art directly to the world.

In our next newsletter we'll be introducing a marketing and sales tips section so keep an eye out for it.



WHY NOT TRY A MINIATURE? By Barbara Etter

Having a much complimented and successful exhibition at Lady Franklin Gallery (LFG) has given us the idea to invite you to think about pursuing the possibility of creating a miniature painting.

Miniatures (which must be less than 100 square cm) can be very appealing to potential purchasers, as they show a high degree of skill and don't take up too much space. Many of us (and presumably appreciators of fine art) often struggle to find wall space for our pieces. In contrast to most artwork, there is always room for another Mini! Miniatures also make ideal, postable gifts.

Did you know that Tasmania has its own Miniature Society that is growing from strength to strength? In fact, we are now attracting international members and have also drawn numerous interstate entries to our recent Annual National Awards Exhibition, held at the Lady Franklin Gallery from 31 March to 25 April 2021.

COVID-19 did not hold us back in 2020, as we held our first online exhibition, Small and Precious, with Gini Harris from South Africa acting as judge.

We were delighted to have Colour Circle President, Lindy Whitton, along with fellow local artist, Elizabeth Hunn, officiating as the judges of our recent physical exhibition, entitled Inspiration in Miniature. The exhibition of 83 pieces in various media was opened by Ms Belinda Jefferies, President of Hobart Rotary. A number of Colour Circle members/tutors took out Gold medals including Joan Humble OAM (Landscapes), and Barbara Etter APM (Portraits/Figures). Other members who took out prizes included Ingrid Walpole, Bill Watson, Judith Harris, and Sue Fricker. There were also a pleasing number of sales, which is always reassuring for us as artists (enabling us to buy even more art supplies!).

Barbara Etter was presented with the Annual Founder's Award by Society Founder, Bernadette Connor OAM, for a consistently high standard of work at the 2021 exhibition and a significant contribution to the work of the Society.

The Society was particularly appreciative of the hard work of Colour Circle member, Larri Hutchings, who along with her engineer husband, Bart, prepared the special white backboards for hanging the works, as the hanging system at the LFG was not designed for Mini's. The Art Society of Tasmania was also wonderful in its support of the event in the way their volunteers conducted the professional hanging and display of the pieces. Their assistance at the opening event and providing sitter support was also appreciated.

Whilst the Society's Patron, Her Excellency The Honourable Professor Kate Warner AC, was an apology for the opening, she made a special visit to the Gallery for a personal/private viewing in April.

The Society encourages new members. You can find more information and a membership application form on the Society's website at Australian Society of Miniature Art Tasmania Inc. (asmatas.org.au)

The Society has regular painting days, a very informative newsletter and an annual professional development workshop. It also has a range of members who are more than happy to mentor and assist you with painting Mini's. The next workshop, which is in October, is on painting water and seascapes. This will be tutored by Society President, Joan Humble OAM.



TUTOR PROFILE - FIONA VERDOUW



Some of you will have met Fiona Verdouw at the How to Sell Your Art session so you will already know she is an engaging presenter. We've been lucky enough to lure her away from her studio to run the one day Introduction to Oil Painting session in June and thought you might like to get to know a little more about her art journey and interests. We think her painting style will resonate with the beginner oil painter. I asked Fiona to tell us a little about herself.

"Surprise, surprise: I'm another one of those people who grew up loving to draw and who dreamed of being an artist.

At school, art teachers appreciated me, because I was genuinely interested in their subject. At home, my parents encouraged me, because art kept me well occupied for hours at a time.

I ended up studying graphic design, but – like a puppy watching you eat a fried-egg sandwich – art was always right there, making sure I paid it some attention.

So I did. I dabbled for years; moving from drawing into printmaking – with a *very* brief side-trip into sculpture – until I discovered the appeal of oil painting.

Perhaps my years of design – with its emphasis on the importance of detail – have shaped the way I notice and view the little things in life.

There is something so appealing about taking everyday scenes and humble things I find around me, and reconnecting them with an audience.

When painting these often familiar, but overlooked areas of life, I am absorbed in a world of colour, shapes, light and shadow – until one of my sons enters the room and asks, *'Is there anything to eat?'*

As well as painting and graphic design, I love to spend time exploring Australia – particularly my beautiful home state of Tasmania – with my husband and our boys. I also quite like reading a good book while eating a fried-egg sandwich (under the gaze of my hopeful dog). But mostly, I enjoy painting.

Fiona invites us to enter her world of the everyday and ordinary through her paintings. The view from the family shack, the eggs she had for breakfast, leaves from the gum trees her home looks out upon, her child's favourite bath toy... Never mind that they seem run-of-the-mill or unremarkable; Fiona believes the way we feel about familiar places and objects tells a story about who we are, and where we've been.



These are the primary subjects of her paintings: Snapshots of everyday life from the environments that surround her - but somehow she manages to put the EXTRA into the ordinary by her deft application of oil paint on simple wooden panels.

Come along to the workshop and see for yourself!

Dates to remember

Date	What is it?	Bookings	Comments
24 April	Beginners Watercolour Lynne Brown 930-3pm	CLOSED	Workshop is FULL
8 May	Life Drawing Felicity Lovett 930-1pm	CLOSED	Workshop is FULL
29 May	Introduction to Drawing Felicity Lovett 930-3pm	Opens on Monday 19th April via the website	For those new to drawing. Materials supplied.
5 June	Introduction to Oil Painting Fiona Verdouw 930-3pm	Opens on Monday 19th April via the website	For those new to oil painting . Materials supplied.
12 June	Introduction to Watercolour painting. Tony White 930-3pm	Opens on Monday 19th April via the website	For those new to watercolour painting . Materials supplied.
19 June	Introduction to Acrylic painting. Lindy Whitton 930-3pm	Opens on Monday 19th April via the website	For those new to acrylic painting . Materials supplied.
26 June	Introduction to Pastel painting. Lindy Whitton 930-3pm	Opens on Monday 19th April via the website	For those new to soft pastel painting . Materials supplied.
20-22 july	3 day workshop Innovative Approach to Watercolours Tony White	Will be advertised and open for bookings in late May. An email notice will be sent out.	All levels welcome

Easy Online Booking Steps

STEP 1

Go to <https://www.thecolourcircleinc.com/classes>

Choose the workshop you want

Click on the Yellow BOOK HERE button

PAINTING with FRIENDS - PRINTMAKING
Mondays
1:30 pm - 4:30 pm

BOOK HERE

Starts Monday 20 July 2020

This session is for PRINTMAKING artists only. Due to COVID 19 social distancing Term 3 classes will have a limit of 12 participants. Sessions will run for 10 weeks from start date. The new press is expected to arrive sometime during the term.

Painting with Friends groups meet together in a supportive environment to continue their art, encouraging and learning from each other. These groups are untutored. Participants share their experiences and enjoy the company of fellow artists in an informal atmosphere.

COST \$50 10 Weeks

STEP 2

You will be taken to the secure Try Booking site straight to the booking page for the workshop you selected.

Put 1 in the quantity box (circled in red here)

Click NEXT

STEP 3

You will be asked to fill in the class attendees details – this means if someone else is booking for you we will still get the correct details for the person attending the class. If you are booking for yourself some of this information will be duplicated in step 4

Click NEXT

trybooking

Painting with Friends PRINTMAKING
MONDAY 20 JULY 2020

Tickets (10 Available)

TYPE	DESCRIPTION	PRICE	QUANTITY
Member ONLY	Member Only Price PWF	\$50.00	1

You have selected the maximum possible tickets in this Session.

1 ticket selected

BACK **NEXT**

STEP 4

Choose to pay by credit card or PayPal
Fill in your details (just like you used to on the class registration forms)

When finished click on the PURCHASE button at the bottom of the page.

Your ticket will be emailed to you with your receipt. This is your confirmation that you are enrolled in the workshop.

Checkout

How would you like to pay?
CARD **PayPal** (+0.5% for PayPal)

Booking details

FIRST NAME* LINDY LAST NAME* whitton

COUNTRY* Australia PHONE NUMBER* +61 0407077610

ADDRESS* 71 Proctors Rd

SUBURB* Kingston POSTCODE* 7050

EMAIL ADDRESS* CONFIRM EMAIL ADDRESS*

PURCHASE

Your cart

Painting with Friends PRINTMAKING

Ticket: Member ONLY
Qty: 1
When: Monday 20 July 2020 1:30 PM Colour Circle PWF
Price: \$50.00 (+\$0.50 ticket fee)
Subtotal: \$50.50

Tickets x 1 \$50.00
Ticket Fee \$0.50

TOTAL: \$ 50.50