



## Stay Connected, Stay Creative !

### A Message from our President.

Hello everyone. How are you all coping with this new reality? "Stay home and do your homework".

Have you been able to do some painting, or have you found some other artistic hobbies to fill in your time? I myself have been busy in the shed exploring different ways of making picture frames and different ways of using them for artistic floral displays.

Many of you have obviously been busy with art and crafty things and sending in photos of your work to our Art Challenge each week. Thanks and congratulations to Lindy for coming up with some fascinating subjects each week to keep us all enthralled and entertained. Also thank you to everyone who has contributed so far. Please keep them coming, it's great to see so many different styles and ideas, it keeps us all motivated. We're up to week 9 now and still counting.

We've all been very good and obeyed the rules and, if I'm reading the signs from the Health experts and the latest communication from the Council correctly it won't be very much longer before we can go back to our beloved Colour Circle studio. It may be a few weeks off yet though, and we will need to start slowly with small numbers. You will also notice a few changes in proceedings when we do return. Keep your eyes on our newsletters and emails as these processes develop.

Graeme Dazeley

President

If you haven't entered any of the Weekly Challenges why not give this week a go..

This is Helen Fudala's take on Stormy Weather which seems very appropriate for the current times.



The Colour Circle Inc.

555 Nelson Road,

Mt Nelson,

Tas. 7007

Email: [thecolourcircle@gmail.com](mailto:thecolourcircle@gmail.com)

Website: [thecolourcircleinc.com](http://thecolourcircleinc.com)

Your committee is working hard in the background to prepare for a return to the studio. We hope to see some of you there soon. We will be making some changes to the studio set up to meet COVID 19 standards and make sure it's a safe and welcoming place for you to come to again.

In the meantime we'll be keeping in touch and sharing your stories through the newsletter. A big thankyou to all those who have contributed images and stories to this month's newsletter !

Lindy Whitton

Newsletter Editor.

### INSIDE THIS ISSUE

|                                  |     |
|----------------------------------|-----|
| Members stories .....            | 2-3 |
| Art Challenge.....               | 4-5 |
| On line resources.....           | 6   |
| Member stories.....              | 7   |
| Online creative opportunities... | 8   |
| Trade Page .....                 | 9   |

## THE JOURNEY NOT THE DESTINATION

By Chris Needham

I've finally completed my wall hanging. The overall size is 1060x 250cm. All sorts of items are woven into the hanging including cotton reels of various sizes, cork stoppers, jute and cotton string, carded and spun wool, ribbon, thread, wool and polyester. This COVID 19 hanging has taken me about 6 weeks and is a combination of weaving and macramé. A steep learning curve as I had no design or plan at the start, just an idea and it gradually evolved. So now the next challenge is to make another one along similar lines but with a lot more colour and probably a rectangular format. It is good to try other mediums than our normal drawing / painting art work as this forms such a good basis for branching out, and you never know what may eventuate. The journey not the destination. Cheers to all, keep learning and experimenting.



## GREAT ONLINE ART RESOURCES I NEVER WOULD HAVE FOUND WITHOUT LOCKDOWN

By Gay McKinnon

My art journey has taken a few plot twists lately. I've felt lost since 2017, when I abandoned my lifelong ambition to illustrate children's books after not one but TWO failed and anxiety-inducing attempts to work with publishers. At the start of 2020, I decided to use the year to acquire new art skills, develop different styles and explore what I could enjoy creating without any pressure to produce or publish. Before lockdown my plan was working. I was learning and growing through Lynne's watercolour course at the Colour Circle, watercolour portrait classes at Nolan Art School, and regular life drawing sessions in South Hobart.

When all activities were cancelled I began helping Angela, our life drawing coordinator, to run group drawing sessions over Zoom. We now project photos of models onto a computer screen and artists can join the Zoom meeting and draw together. In the search for images of models, I discovered Croquis Café (<https://onairvideo.com/>), a site with hundreds of photos including 360 degree views of poses, as well as videos of model sessions. Images are royalty free and of high quality

## GREAT ONLINE ART RESOURCES I NEVER WOULD HAVE FOUND WITHOUT LOCKDOWN

By Gay McKinnon

I also found model drawing sessions created by New Masters Academy – and my art adventure took off!

New Masters Academy (<https://www.nma.art/>) is a superb US online art school with world-class teachers. Since I joined they have continued to add new courses (for example, watercolour portrait and drawing the costumed figure). Scroll down past the testimonials to see the list of courses and reference images available to students. I took out a full subscription for a year, which entitles me to all of their courses and resources, including a daily drawing session, critiques, a forum and more. I admit that I haven't used these yet, as the courses are so full and rich that I've just been soaking up the teaching by leading artists such as Steve Huston, a classical figure painter, and Bill Perkins, a former gallery artist who became an art director at Disney. The emphasis of some courses is on technique, but others deal with the spirit and philosophy of art-making. I particularly like 'Finding Your Voice as an Artist' taught by Steve Huston and Bill Perkins (two very different excellent teachers); 'The Spirit of the Pose' by Karl Gnass; and portraiture with Chris Legaspi. All of these artists go beyond technique to discuss how to tell your story, create mood, direct the viewer's eye and express your ideas in your art. I've found their approach liberating, and am more aware of what I am attracted to in art and how to create it.

My most exciting progress has come from learning with Bill Perkins the difference between using tonal contrast to model form (chiaroscuro) and using tonal contrast to separate different areas of local colour (Notan). He demonstrates the tension created within works that use a small amount of tonal modelling to define a focal point, such as the face, combined with an overall pattern of lights and darks, for example a black and white costume rendered with less modelling. This was something I needed to learn but was unaware of, and it has already made a huge difference to my work. The site has a free trial and two tiers of membership, which can be paid monthly or annually (be aware that prices are in US dollars!) I took a special offer to get a year's premium membership for just over \$500 AUD and, while this seems like a lot of money, I think it is very good value for the quality and quantity of teaching and am very happy that I did.



Life drawing following online tuition

Gay McKinnon

£



# Weekly Art Challenge


Here are some of the exciting and varied artworks from the weekly art challenge.  
Week 7—using one colour



Maggie Bullock  
A moody monochrome



Lisa Reid  
A study in blues



Gloria Elphinstone  
Exploring greens



Katren Stack  
It had to be purples!



## Weekly Art Challenge


Chosen randomly from entries emailed in. All other entries can be seen on the facebook group page.



Wendy Galloway— experimenting as usual!



Lorraine Snadden- Well observed realism



Martin Rose A wonderful composition



Izzy Von Lichten—cherished memories

# Online Resources

The internet is a wonderful resource for free lessons, competitions , art materials and paid online art courses. You Tube has many really good quality art demonstration videos for free and if you want some more in depth lessons why not try Patreon which has some great artists offering paid subscriptions from \$5US a month which gives you access to videos, PDFs , worksheets and more. Most of the large online art stores also have a section with free art lessons so try those as well.

Here's a list of some available resources you might like to check out.


| Description   | Medium      | Link   |
|---|-------------|--|
| Website with links to You Tube videos   | Watercolour | <a href="http://tonywhitewatercolour.com">tonywhitewatercolour.com</a>                     |
| Looks at different portraits in the gallery Starts 28th April                           | All         | <a href="http://www.portrait.gov.au/">www.portrait.gov.au/</a>                             |
| National Gallery of Victoria- virtual exhibitions and activities                        | All         | <a href="http://www.ngv.vic.gov.au/channel/">www.ngv.vic.gov.au/channel/</a>               |
| Australian artist Tricia Taylor   | Pastels     | <a href="http://www.playingwithpastel.com/">http://www.playingwithpastel.com/</a>          |
| Gail Sibley blog  | Pastels     | <a href="http://www.howtopastel.com">www.howtopastel.com</a>                               |
| Karen Margulis blog   | Pastels     | <a href="http://www.kemstudios.blogspot.com">www.kemstudios.blogspot.com</a>               |
| Marla Baggetta - blog and lessons   | Pastels     | <a href="http://www.paintinglessonswithmarla.com">www.paintinglessonswithmarla.com</a>     |
| Karol Oakley - blog and lessons   | Pastels     | <a href="http://www.onlinepastellearning.com">www.onlinepastellearning.com</a>             |
| Artist network- free lessons  | All         | <a href="http://www.artistnetwork.com/watch-learn/">www.artistnetwork.com/watch-learn/</a> |
| YOU TUBE—search by artists—Lindy Whitton, Bethany Field, Marla Baggetta, Karen Margulis |             |  |
|   | Various     | <a href="http://www.youtube.com/">www.youtube.com/</a>                                     |
| Patreon - paid subscriptions to many different artists                                  | All         | <a href="http://www.patreon.com">www.patreon.com</a>                                       |
| Wte canvas - artists forum and resources  | All         | <a href="http://www.wetcanvas.com">www.wetcanvas.com</a>                                   |
| Jerry's Artarama - art materials, free lessons, competitions                            | All         | <a href="http://www.jerrysartarama.com">www.jerrysartarama.com</a>                         |



## INSPIRED TO TRY PORTRAITURE

By Marion Rainsford

Before the coronavirus lock down I was taking part in Tim Price's drawing class. I've always avoided drawing portraits and animals but that's what Tim decided we were drawing. So here are some that I've done so far. Started the older lady's portrait before the class stopped. Finished it at home. Did the other portrait and Moses at home. Hopefully Tim will be able to continue the classes when Colour Circle restarts. The reason the dog's picture is signed is that I sent it to my grandson who's at Uni in Canberra!



## WEEK 9 ART CHALLENGE - Reminiscing on my favourite music when I was 16.

by Gail Ledeke



It's 1972. I definitely saved my pocket money to go out and get any Cat Stevens album re-released! However, I also bought the American Pie album, so it was a no brainer to do my take on a Van Gogh! Listened to Vincent (the song) as I painted, but didn't dance! While I'll never be able to replicate his strokes I've tried to get the swirly sky and some yellow into the painting. This task really sent me off down memory lane and I had to go dig out the programme for the Don McLean concert I saw. Turned out it was the 10th Anniversary tour - so 1982. Almost 40 years ago- wow! The scene I chose is somewhere in Tassie, and nostalgic too, as my summer holiday job, when at uni, was working in the experimental poppy plots in the northwest and east for Glaxo. Really enjoyed this week!

# ONLINE CREATIVE OPPORTUNITIES

By Lindy Whitton

I've been spending more time on the internet over the last few months along with millions of other's around the world. This led me to think about the creative opportunities that we could take advantage of while many of our usual art activities are curtailed.

There have been some great art competitions run by the big online art supply stores and magazines . With gift vouchers as prizes...why not have a look at Jerry's Artarama Weekly Challenge. A great chance to win and to challenge yourself to paint to a theme.

With so many of the usual venues for selling our art not available at the moment there is one avenue that is working well for a lot of artists and that's online art sales. My own experience with an online Etsy store has seen custom painting commissions soar this year. Maybe it's everyone staying home and shopping online for those special occasion presents. Custom painting has seen me grow as an artist as I've taken on more diverse subjects and challenged myself. I've discovered it's possible to paint pretty much any subject as long as I find it interesting. I never would have thought to paint this helicopter scene before taking on commissions.



I've seen some artists move to online tutoring platforms like Patreon when they could no longer run their usual workshops. With so many people looking for new creative outlets all those new online courses are a real boon. The online art course market is really expanding with classes for all levels Read Gay McKinnon's story for a first hand account of the online tuition experience.

As Chris Needham says...trying something outside our usual painting/drawing makes for an adventure and keeps us creatively fresh. . There are so many interesting creative forms we could try and one really useful tool is joining a Facebook group where we can learn along with other like minded people. Having an interest in eco printing I'd been struggling to find information beyond the basics until I joined two Facebook groups . The other members are supportive and willing to share their experiences and knowledge which has helped me increase my knowledge base much faster than I could on my own.



Following other creatives on Instagram can also be inspirational and it was the beautiful work of PersimmonStudioArt that pushed me in the direction of printing on upcycled wool jumpers which has quickly become a passion.

So whatever your interest there's bound to be some related opportunity, inspiration, tuition and fellowship to be found online.



# TRADE AND SALE

- all these items are for sale by Lindsay Watts.

Please contact him for more information Ph :0437073280 email: lrwatts48@gmail.com



## SET 1

Wooden case of 225 Rembrandt soft pastels . Most unused , some broken or half sticks.

RRP New \$1195 ( Soft Pastels Aust)

PRICE \$500

## SET 2

45 Rembrandt mixed soft pastels .

Almost all are unused

RRP New 45 assorted set \$173 ( Soft Pastels Aust) ( this



Special price for SET 1 + SET2 \$550



## SET 3 4 x new Schmincke soft pastels

PRICE: \$15



## SET \$ 47 as new sticks Holbein Oil Pastels

PRICE: \$20

## OIL PASTELS—Sennelier



## SET 5 77 sticks Most new ,some used.

PRICE \$160



## SET 6 18 as new sticks

PRICE: 25



## SET 7

4 x Mega sticks

Stanley knife to show scale

PRICE: \$40